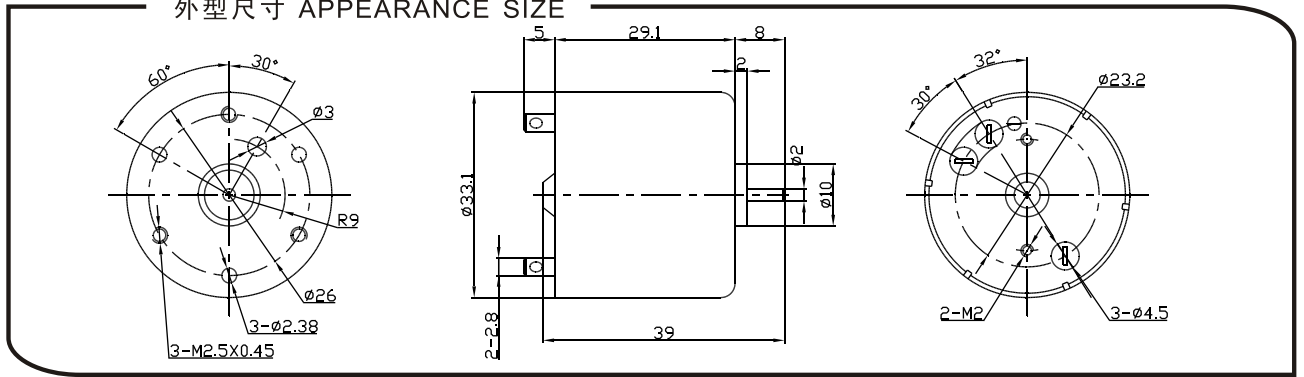


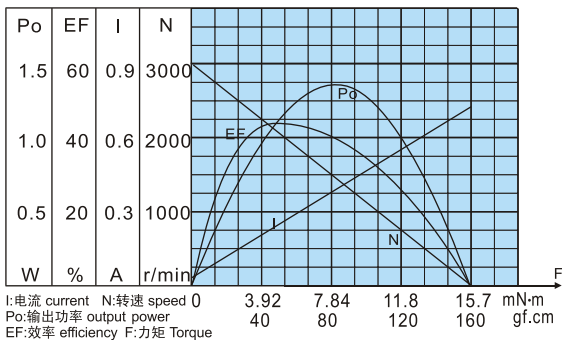
外型尺寸 APPEARANCE SIZE



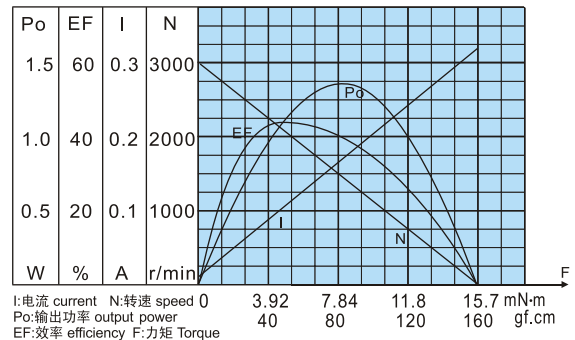
电机力矩/速度/电流 MOTOR TORQUE/SPEED/CURRENT

| 马达型号 Motor Model | 电压 Rated Volt. V | 空载 No load | | 最大效率点 At maximum efficiency | | | | 堵转 Stall torque | |
|---------------------|------------------------|---------------------|----------------------|-----------------------------|----------------------|-----------------------|--------------------|-----------------------|---------------------|
| | | 电流 Current mA | 转速 Speed r/min | 电流 Current mA | 转速 Speed r/min | 扭矩 Torque g. cm | 输出功率 Power W | 扭矩 Torque g. cm | 电流 Current mA |
| | | | | | | | | | |
| TG-38123000 | 12 | ≤40 | 3000 | ≤180 | 2200 | 40 | 1.0 | 160 | 720 |
| TG-38124500 | 12 | ≤50 | 4500 | ≤350 | 3300 | 60 | 2.0 | 210 | 1400 |
| TG-38126000 | 12 | ≤70 | 6000 | ≤720 | 4500 | 80 | 3.6 | 300 | 2800 |
| TG-38243000 | 24 | ≤15 | 3000 | ≤80 | 2200 | 40 | 0.9 | 140 | 320 |
| TG-38244500 | 24 | ≤25 | 4500 | ≤180 | 3300 | 60 | 2.0 | 210 | 730 |
| TG-38246000 | 24 | ≤45 | 6000 | ≤360 | 4500 | 80 | 3.6 | 300 | 1400 |

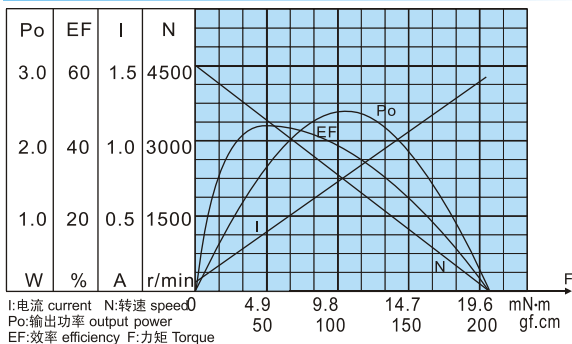
TG-38123000 特性曲线 CHARACTERISTICS



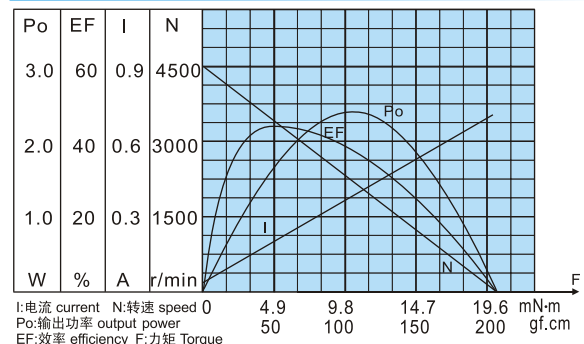
TG-38243000 特性曲线 CHARACTERISTICS



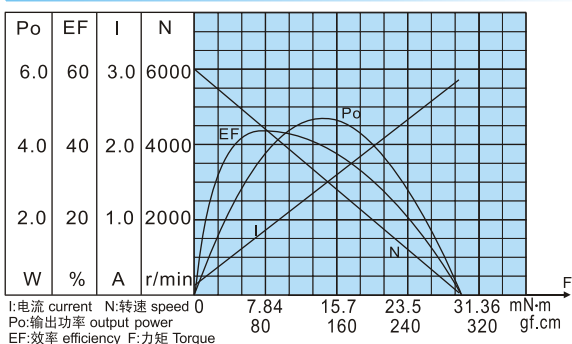
TG-38124500 特性曲线 CHARACTERISTICS



TG-38244500 特性曲线 CHARACTERISTICS



TG-38126000 特性曲线 CHARACTERISTICS



TG-38246000 特性曲线 CHARACTERISTICS

